


Elite Triumph Footrest Incline Motor replacement

For questions, clarification or assistance call 800-592-0548 X 1

Tools required: Scissors or snips and pliers.

Step 1): Lock the leg rest assembly up. This will allow increased access to the working area.

Lift leg rest assembly until it is even with the seat.



Lock the leg rest assembly in the up position by reaching underneath the footrest assembly and pushing the locking lever (square tubing) up until it is flat against the upper tubing and locks the leg rest in up position.



Step 2): Lay the back of the chair down over the seat of the chair.

Reach under the back of the chair with your right hand.....about 6” in from the left side and about 4” in from the back cover. Locate the latch mechanism with a finger and pull latch out to release.




CAUTION, when the latch is release it will be free weight and will pivot.
Hold the top of the chair and lay forward gently.




Hold onto the seat back until it is firmly lying on the seat.
DO NOT ALLOW chair back to ‘drop’ unsupported onto the seat.

Step 3): Remove cover to expansion board.

Underneath the seat, you will see a cover to the expansion board. Push in where arrow is pointing to release clip holding cover onto the mounting plate. Remove cover.




The circuit board will look like this.




Step 4) Disconnect Wire connector 2 located in the top left corner.

Step 5) Remove Cotter pin (clip), spring and pin from both ends of the motor. Cut any zip ties that hold the motor cord to the frame between the motor and the expansion board.

The end under the footrest will look like:



The end of the motor at the rear of the chair will look like:



Step 6): Remove the motor and install new motor by reversing these steps and rerouting the wire the way it was originally and zip tying it back to the frame of the chair.

If after reassembly, and during testing, you detect anything that seems inconsistent with the normal operation of the chair, call Elite Massage Chairs customer support at 1-800-592-0548 for immediate assistance.